

Features

- 100% PIM test at 1800 MHz
- 100% VSWR test to 3 GHz
- 100% Hi-pot and continuity tests
- Standard delivery <21 days from order

Overview

Impedance 50 Ohms
Frequency range DC-3 GHz

Configuration

Connector 1 N-type
Conn1 Gender Male Right Angle
Conn1 Material/Plating Brass, Tri-metal/Silver

Connector 2 7/16
Conn2 Gender Female
Conn2 Material/Plating Brass/Be-Cu, Tri-metal/Silver

evissap standards

When ordering, please specify cable assembly length in inches. Example: eP8023R-12.5 specifies a 12.5" long cable assembly.

Shipment will include evissap's standard C of C, evissap Warranty and Terms and Conditions applies

Label will have evissap P/N and Date Code

Connector options available

- 4.3-10 Male and Female
- SMA Male and Female
- 7/16 (DIN) Male and Female
- N-type Male and Female

Standard length tolerances

L (inches)	Tolerance (inches)
3.0-5.9	+/-0.125
6.0-11.9	+/-0.187
12.0-17.9	+/-0.187
18.0-23.9	+/-0.250
24.0-29.9	+/-0.313
30.0-36.0	+/-0.313

evissap offers its Standard Product eP-8000 Low PIM series cable assemblies in a variety of connector interfaces, connector configurations, cable diameters and outer jacket options. Standard Product eP-Low PIM cable assemblies are built using lead free solder in combination with state-of-the-art induction soldering techniques. If you cannot find the exact Standard Product eP-Low PIM cable assembly you require, please submit a request along with your requirement information.

Electrical Specifications @ +25°C	Specifications	Unit
Frequency range	DC - 3	GHz
Maximum VSWR	1.35	:1
Max PIM (@ +43dBm, 1800 MHz)	-160	dBc

Typical Performance @ +25°C	DC - 3 GHz
VSWR (S11) (:1) typ. max.@ 24 inch	1.09 : 1
Insertion Loss (S21) (dB) typ. @ 24 inch	see plot below
For any length (L in.), estimated insertion loss: C + (S21 plot value - C) * (L/24), C is connector loss = 2 * .05 √f(GHz)	

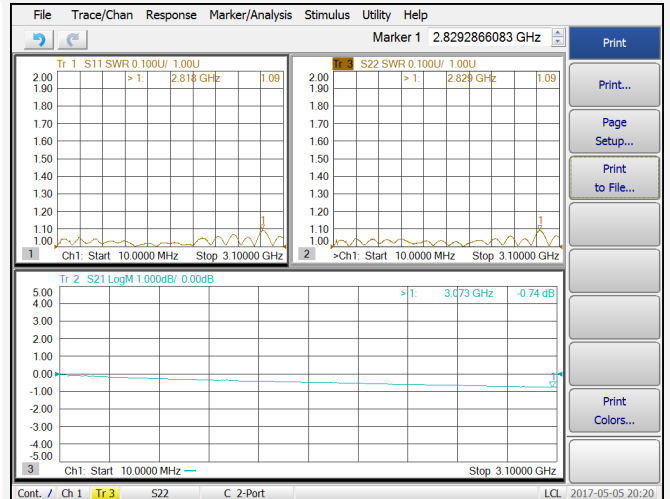
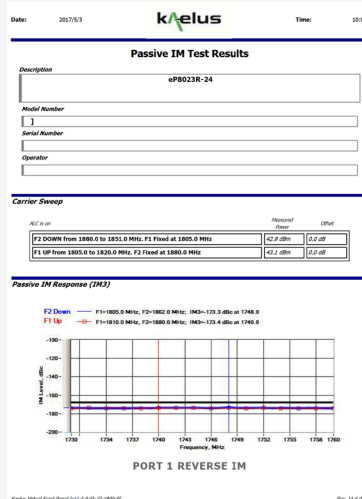
Cable Material Information	
Temperature range	-55° to +105° C
Cable type & outside diameter	Low PIM rated eP Super Flexible Corrugated Cable, OD=0.295"
Jacket material	Black PE

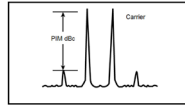
Connector Specifications	Connector 1	Connector 2
Connector type	N-type male	7/16 female
Coupling nut material & finish	Tri-metal plated brass	Tri-metal plated brass
Connector body material & finish	Tri-metal plated brass	Tri-metal plated brass
Center conductor material & finish	Silver plated brass	Silver plated Be-Cu

Typical performance data for 24" cable @ 25° C

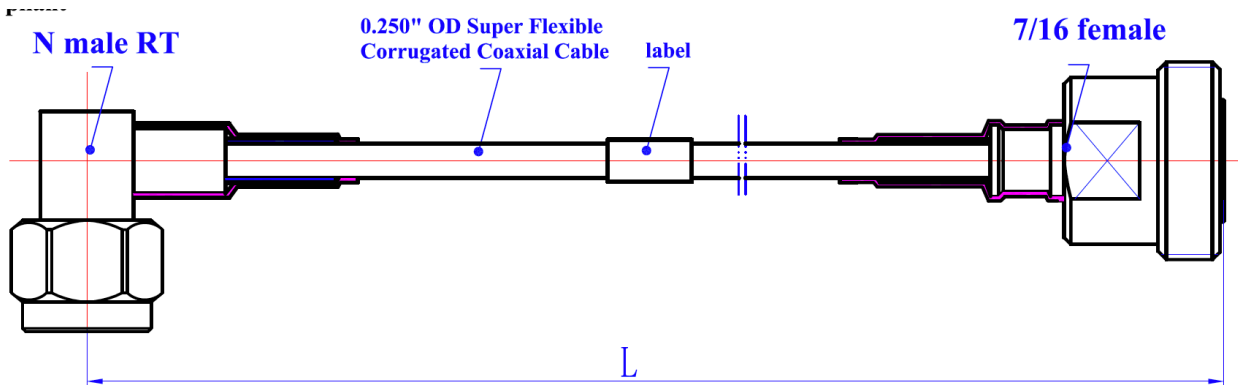
Typ. PIM Plot @ +43dBm per tone, 1800 MHz

Typical VSWR and Insertion Loss Plot





Outline drawing



evissap offers its Standard Product eP-8000 Low PIM series cable assemblies in a variety of connector interfaces, connector configurations, cable diameters and outer jacket options. Standard Product eP-Low PIM cable assemblies are built using lead free solder in combination with state-of-the-art induction soldering techniques. If you cannot find the exact Standard Product eP-Low PIM cable assembly you require, please submit a request along with your requirement information.

evissap reserves the right to change specifications, prices and any other information at any time without prior notice.

Document: eP8023R-DS
Rev: -

